

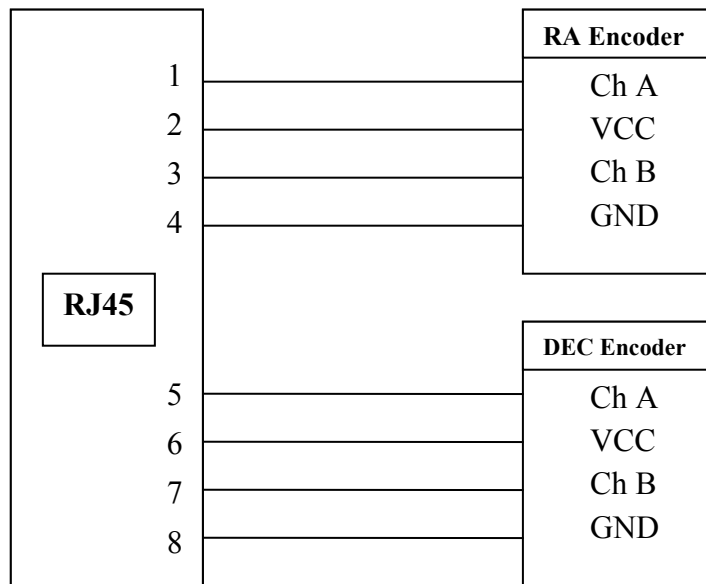
## SkyMap Pro Digital Setting Circles

Thank you for purchasing the SkyMap Pro Digital Setting Circles (DSC) interface. These pages contain details of the connections to the.

The table below outlines the connections used by each type of DSC available.

	<b>Basic DSC</b>	<b>+ Focuser</b>	<b>+LCD</b>	<b>Full DSC</b>
Encoders	X	X	X	X
RS232	X	X	X	X
Power	X	X	X	X
Stepper Motor		X		X
Hand Control		X		X
End Stops		X		X
Temp Sensor				X

## RA and DEC Encoder connections



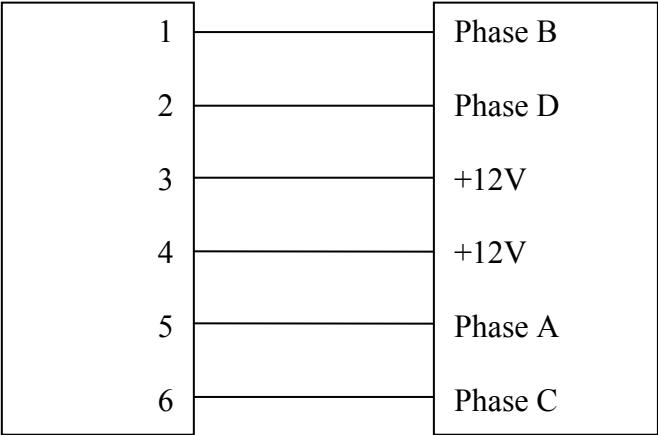
## RS232 Serial Connections



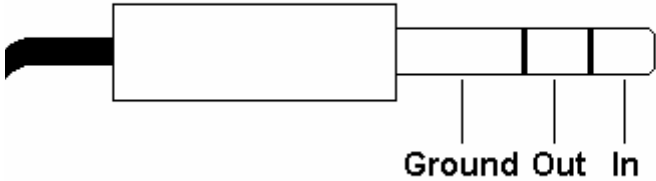
## Power Connector



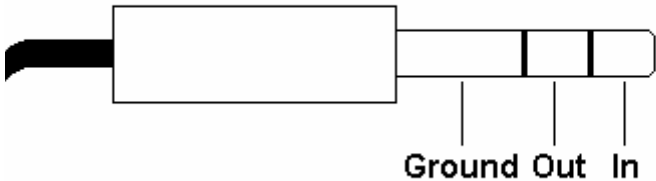
**Stepper Motor**



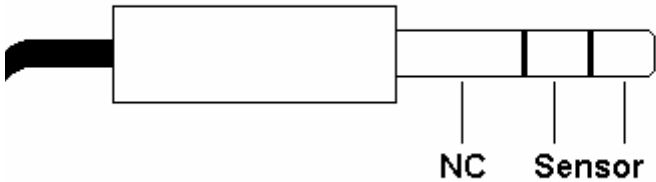
**Hand Control**



**End Stops**



**Temperature Sensor**



## **SkyMap Pro Drivers**

The drivers for the DSC may be downloaded from the internet. There are four different drivers depending upon which DSC you have ordered and may be found at the following addresses.

- Basic DSC [http://www.philip.davis.dsl.pipex.com/dsc\\_basic.driv](http://www.philip.davis.dsl.pipex.com/dsc_basic.driv)
- Basic DSC + Focuser [http://www.philip.davis.dsl.pipex.com/dsc\\_focus.driv](http://www.philip.davis.dsl.pipex.com/dsc_focus.driv)
- Basic DSC + LCD [http://www.philip.davis.dsl.pipex.com/dsc\\_lcd.driv](http://www.philip.davis.dsl.pipex.com/dsc_lcd.driv)
- Full DSC [http://www.philip.davis.dsl.pipex.com/dsc\\_full.driv](http://www.philip.davis.dsl.pipex.com/dsc_full.driv)